

**LUCCA**

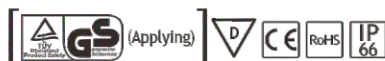
*Light up your life*

## LED T500 Flood Light

·Universal Application



LED T500 Flood Light



# 1.Features

- High Quality with Precision Die Cast Aluminum Housing
- Easy Installation
- Streamline exterior design, beautiful appearance
- Environmentally friendly alternative to traditional lighting
- Lifetime over 50,000hours



IP66

# 2.Parameter

Item Code	Power(W)	Lumens	Luminous Efficiency	Size(mm)
LU-T500-480W	480W	79200LM	165LM/W	536*165*579
LU-T500-720W	720W	118800LM	165LM/W	691*202*579
LU-T500-960W	960W	158400LM	165LM/W	846*202*579
LU-T500-1200W	1200W	198000LM	165LM/W	1001*277*579
LU-T500-1440W	1440W	237600LM	165LM/W	1156*277*579

480W



720W



960W



1200W



1440W

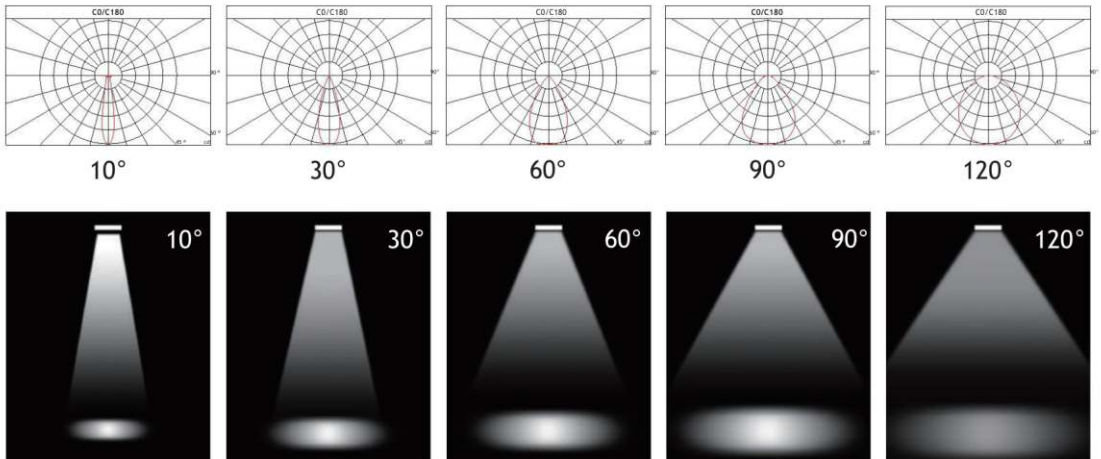


# 3. Technical Specifications

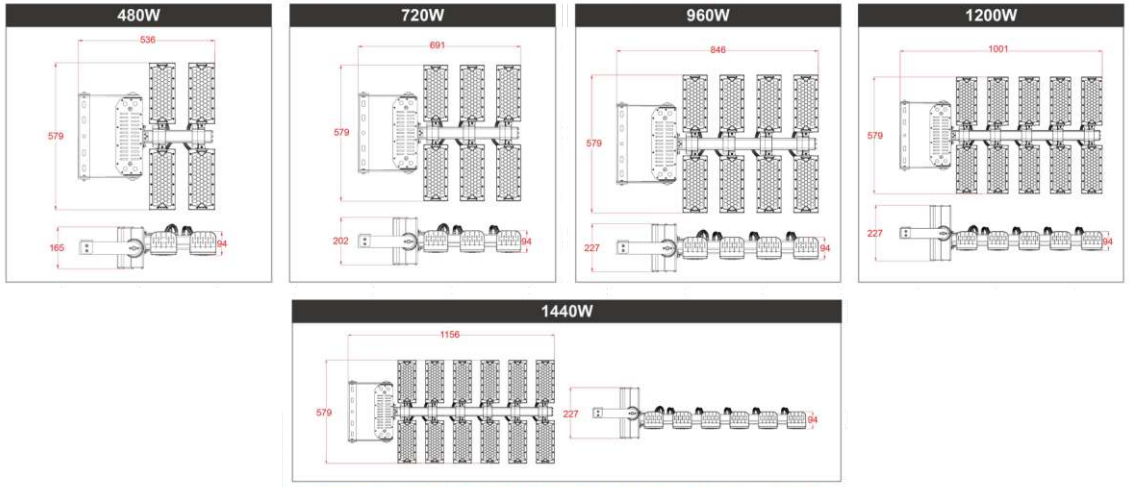
Input Voltage:	AC100-277V
Watts:	480W,720W,960W,1200W,1440W
Beam Angle:	10° / 30° / 60° / 90° / 120°
Luminous Efficiency:	165Lm/W
IP Rating:	IP66
Colour Temperature:	2700K-6500K
Driver:	Meanwell
Chips:	Lumileds
P.F:	>0.95
Operating Temp:	-40°C ~ +60°C



## Light Distribution Curve



# 4. Product Dimension



# 5. Packaging

Item Code	Carton Size(mm)	G.W
LU-T500-480W	690*490*390	16KG±5%
LU-T500-720W	690*490*390	21KG±5%
LU-T500-960W	820*690*390	26KG±5%
LU-T500-1200W	960*690*420	31.5KG±5%
LU-T500-1440W	1090*690*420	35.5KG±5%

